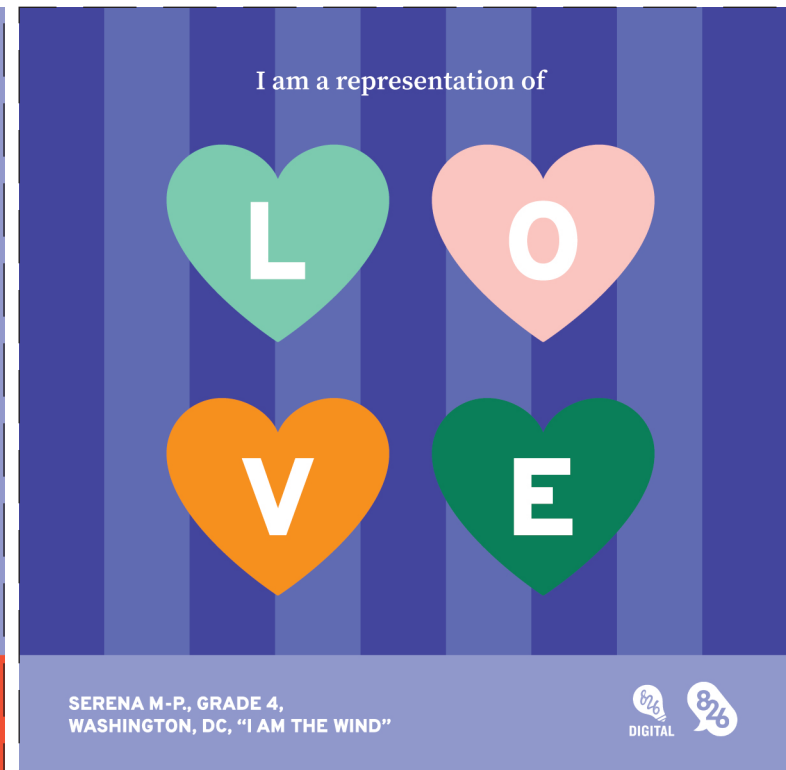


INSTRUCTIONS:


1. Print the PDF on both sides in landscape orientation. Be sure to select "flip on short edge."
2. Cut out the Valentines along the dashed lines.
3. Write your name after "to" and the recipient's name after "from."
4. Share with your friends and family!





TO: _____

FROM: _____




TO: _____

FROM: _____



TO: _____

FROM: _____



TO: _____

FROM: _____




They say the moon loves love
I hope our love is her favorite

KARLA M., AGE 17, 826LA, "LA LUNA DE MI VIDA"



MY HEART HOLDS FUNNY WORDS.



GIROD, GRADE 1,
826 NEW ORLEANS, "SELF PORTRAIT"



I WANT TO THANK YOU FOR



MAKING MY LIFE A GOOD LIFE.



NAJAH, GRADE 6, 826 MSP, "DEAR MOM"



LOVE

can be two arms and a heart beat.

ANAYELI R., GRADE 12, 826NYC, "LOVE"





TO: _____

FROM: _____



TO: _____

FROM: _____



TO: _____

FROM: _____



TO: _____

FROM: _____





TO:

FROM:



TO:

FROM: